



MOSAIC

LONG BEACH - CA

4TH STREET & PROMENADE

RETAIL & RESTAURANT SPACES AVAILABLE



FOR LEASING, PLEASE CONTACT:

RANDI COHEN

Lic. #02135211

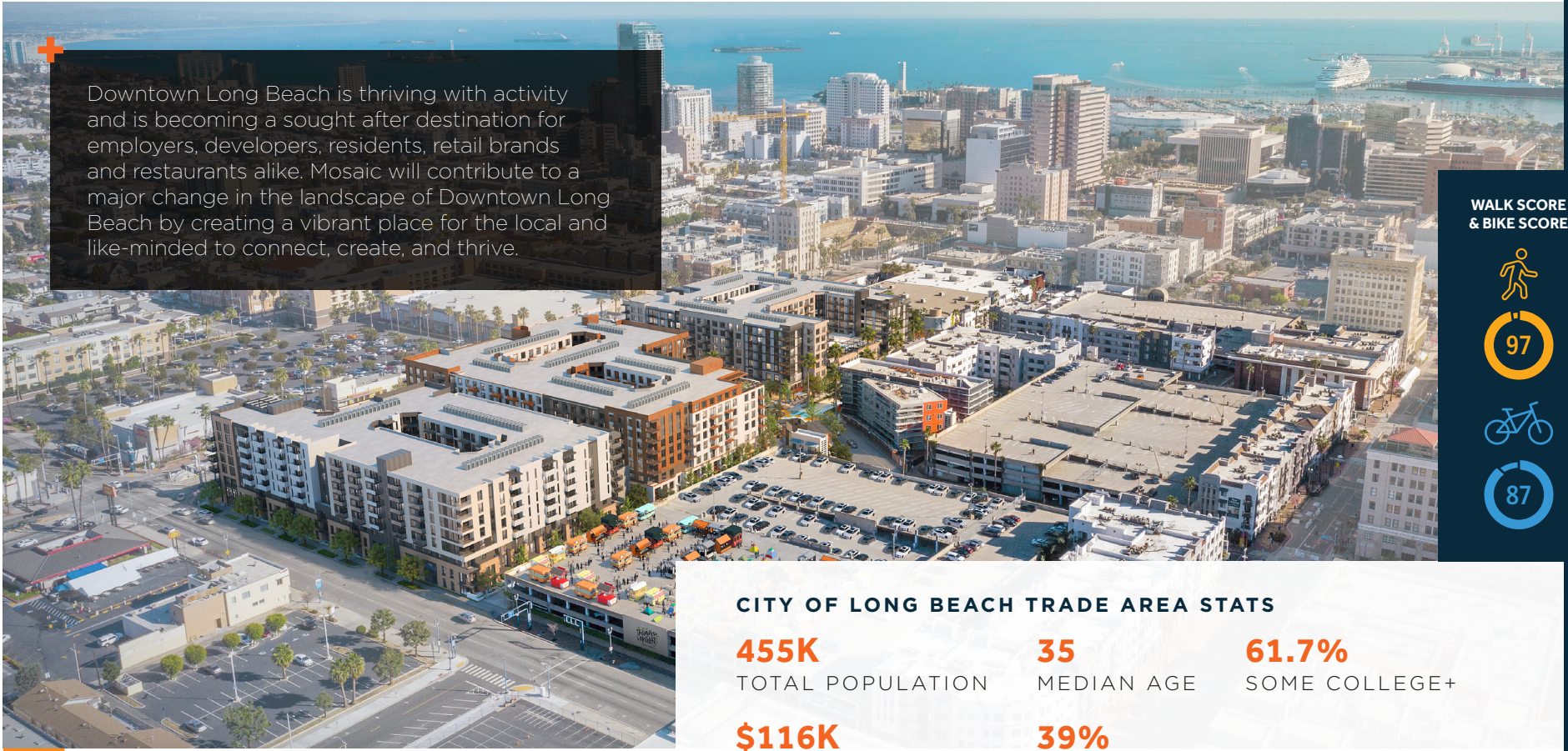
c (310) 439-8000

e Randi.Cohen@BetaAgency.com

CONNECT. CREATE. THRIVE.

www.MOSAICDTLB.com | [@mosaic.dtlb](https://www.instagram.com/mosaic.dtlb)

01 CITY OF LONG BEACH



Downtown Long Beach is thriving with activity and is becoming a sought after destination for employers, developers, residents, retail brands and restaurants alike. Mosaic will contribute to a major change in the landscape of Downtown Long Beach by creating a vibrant place for the local and like-minded to connect, create, and thrive.

WALK SCORE & BIKE SCORE

97

87

CITY OF LONG BEACH TRADE AREA STATS

455K TOTAL POPULATION	35 MEDIAN AGE	61.7% SOME COLLEGE+
\$116K AVERAGE HOUSEHOLD INCOME	39% HOUSEHOLDS EARNING \$100,000+ ANNUALLY	

NOTABLE LONG BEACH COMPANIES



SPACE BEACH COMPANIES



48% increase in aerospace jobs since 2018

Over 6,500 jobs now in aerospace – 2.7% of all employment here is in aerospace and accounts for 5.2% of the city’s total payroll

\$117.5K
AVG SALARY

02 DEVELOPMENT & ECONOMIC ACTIVITY

In Downtown Long Beach, **358** residential units were completed in 2022 with a residential occupancy rate of **95.4%**, compared to **94%** in 2021.

25 major projects in the development pipeline total over **5,661** planned or under construction.

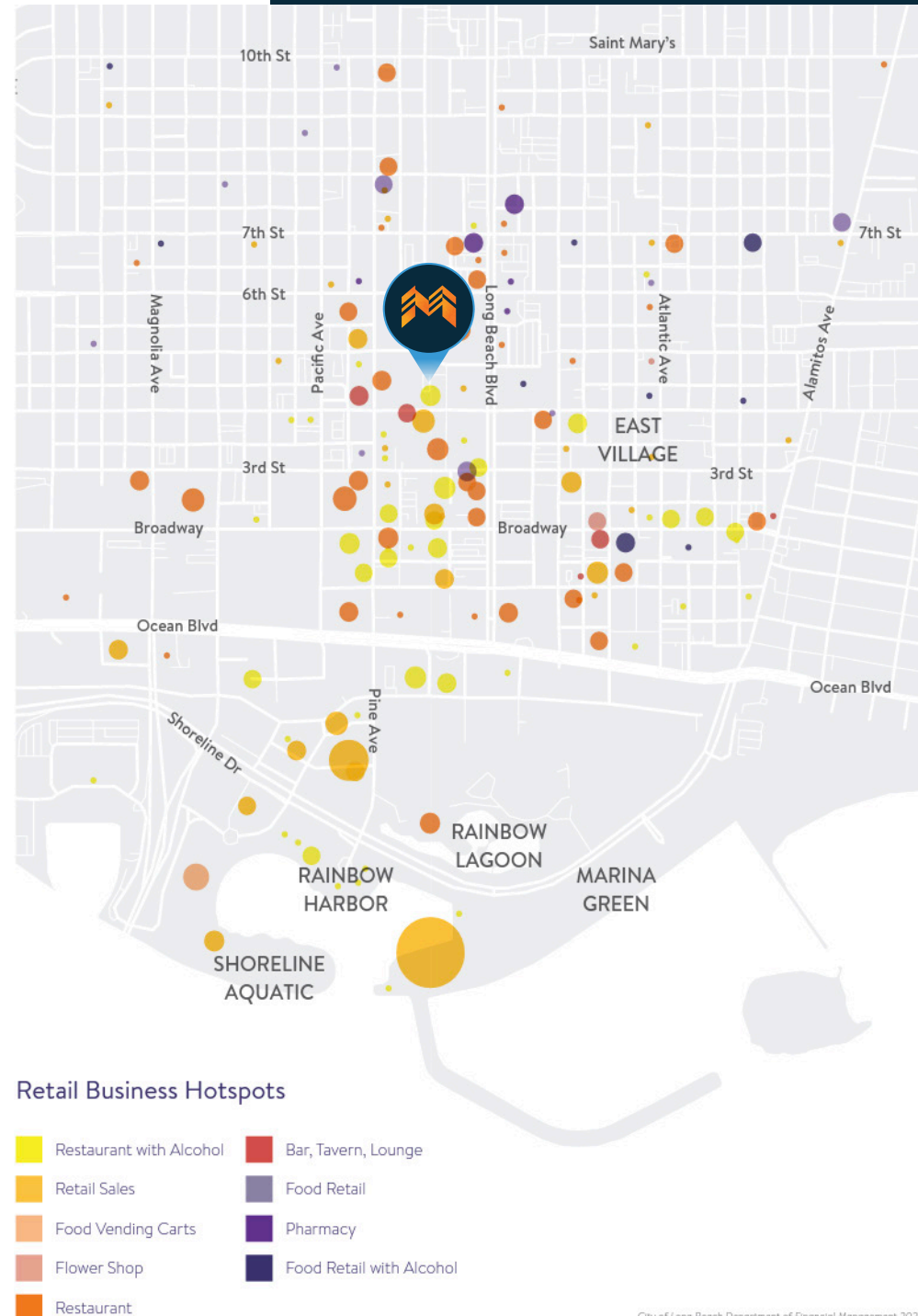
214 new businesses opened in Downtown Long Beach, with recent additions including shared-kitchen collaboratives, such as **Partake Collective at 456 Elm Ave.**

The majority of surveyed businesses felt positive about economic growth in Downtown Long Beach, with over **55%** expecting to expand their business in the next year. The average neighborhood retail occupancy was over **92%** in 2022.

In 2022, Downtown Long Beach welcomed **5.7 million visitors** with over **25.7 million total visits**, compared to **21.6 million total visits** in 2021 and **15.5 million total visits** in 2020.

DTLB OFFICE MARKET OVERVIEW	2020	2021	2022
Annual Visits	15,597,758	21,880,284	25,738,864
AVG Monthly Visits	1,298,980	1,823,357	2,144,905
AVG Daily Visits	42,590	59,946	70,517

Source: DLBA - 2023 Economic Market Report



03 AREA DEVELOPMENTS

Average Household Income for new apartment residents is \$145k - \$190k



#	Recently Delivered	Units
1	Volta	271
2	The Pacific	163
3	AMLI Park Broadway	222
4	Oceanaire	216
5	The Linden	49
6	The Alamitos	136
7	Shoreline Gateway	315
8	The Crest Apartments	112

#	Recently Delivered	Units
10	Broadway Block Tower 1	232
10	Broadway Block Tower 2	200
11	The Aster	218
12	Ocean Center	80

#	Planned	Units
15	3rd & Pine	271
16	7th & Locust	108
17	507 Pacific	157
18	The Residences at Mosaic	272
19	The Residences at Mosaic	359
20	The Residences at Mosaic	260
21	Civic Center Site	580

#	Under Construction	Units
9	151 E 5th St	20
13	Ocean View Tower	98
14	Inkwell	189

#	Notable Developments	Units
22	The Breakers Hotel - 185 Keys	
23	Billie Jean King Library	
24	City Hall	
25	Port Authority	
26	Police Department	
27	Lincoln Park	

04 MOSAIC EVENTS

65+ EVENTS

OCCURRING ANNUALLY

500K+

VISITORS ANNUALLY

WEEKLY EVENTS

DTLB FARMER'S MARKET

THURSDAY NIGHT MARKET

MOSAIC SIGNATURE EVENTS

TASTE OF DTLB

COFFEE W/ A COP

TACO & TEQUILA FESTIVAL

BLACK MAKERS MART

SUMMER DISCO ROLLER PARTY

LA DESIGN FESTIVAL

DTLB ART WALK

LONG BEACH WALLS + ART RENZEI

OKTOBERFEST

LB PRIDE FEST

MOSAIC HOLIDAY STROLL

LB RESTAURANT WEEK

BEACH STREETS

AND MANY MORE...

PARTNERS & SPONSORS



05 MOSAIC SITE PLAN




COMMERCIAL GLA
150,000 RSF

RETAIL STORES
40+

RESIDENTIAL UNITS
900+

PARKING
1,900+ STALLS





MOSAIC

LONG BEACH - CA

FOR LEASING INFORMATION, PLEASE CONTACT:

beta.

RANDI COHEN

Lic. #02135211

c (310) 439-8000

e Randi.Cohen@BetaAgency.com

MITCHELL HERNANDEZ

Lic. #01875229

o (310) 430-7790 x102

e Mitchell.Hernandez@BetaAgency.com

